



Thanksgiving Timeline

1st Week of November

- Plan your menu and guest list.
- Contact guests and let them know what dishes (if any) they should bring.
- Order fresh turkey now for pick-up 1-2 days before Thanksgiving or buy frozen turkey anytime between now and 5 days before Thanksgiving.
- Do a tools inventory to confirm you have all the kitchen tools you'll need for the big day, including serving dishes.
- Make sure you have enough chairs, table linens, plates (dinner and dessert), glassware and flatware to accommodate your crowd.
- Purchase or arrange to borrow any missing items.

2nd Week of November

- Create a detailed shopping list by carefully reading your recipes.
- Go through your cabinets and take inventory so you can avoid buying duplicate ingredients.
- Shop for all non-perishable items.
- Organize recipes by when they can be made.
- Bake cakes, pies and breads now. To store, cool them completely, then wrap securely and freeze.

3rd Week of November

- Remind guests of what to bring (if anything).
- Let guests know if they'll be able to re-heat dishes or if they should bring them ready to serve.
- Order fresh flowers and/or create non-perishable centerpieces.

Thanksgiving Week

- Clean out your fridge to make room for Thanksgiving foods.
- Begin thawing frozen turkey.
- Iron tablecloths.
- Label serving platters and bowls with the names of the dishes to be served on them.

2 Days Before

- Clean your home.
- Transfer cakes, quick breads and pies to the fridge for thawing.
- Shop for fresh items, like produce and bread.
- Prepare make-ahead side dishes and sauces.

Day Before

- Assemble side dishes like stuffing and green bean casserole, then cover and refrigerate until ready to bake tomorrow.
- Prepare butter plates, fill salt and pepper shakers and confirm you have plenty of ice.
- Set the table.



Thanksgiving Day

- Cook the turkey.
- Whip cream for pies.
- Stage coffee maker to turn on as guests are seated for dinner.
- Warm side dishes in oven or on stovetop.
- Toss salad or sauté greens.
- Make gravy.
- Carve the turkey.
- Sit back and enjoy a memorable meal with the ones you love.






Shopping List



1st Week of November


- Fresh turkey (Order now for pick-up 1-2 days before Thanksgiving)
- Frozen turkey (Buy between now and 5 days before Thanksgiving)
- Dawn® Hand Renewal with Olay® Beauty
- Febreze® Air Effects®
- Cascade® Complete® Pacs
- Glad® OdorShield® with Febreze® Freshness trash bags

 Tip: Hand wash your favorite holiday dishes with Dawn Hand Renewal with Olay Beauty—it helps hands seal in moisture as you wash.

2nd Week of November

Non-perishable items

- _____
- _____
- _____
- _____
- _____
- _____
- _____
- _____
- _____
- _____

 Tip: Before the big day, stock up on freshening supplies like Febreze Air Effects, available in festive scents like Cranberries & Frost™ and Apple Spice & Delight™.


Cake, pie and bread ingredients

- _____
- _____
- _____
- _____
- _____
- _____
- _____
- _____
- _____
- _____

Thanksgiving Week

Side dish ingredients


- _____
- _____
- _____
- _____
- _____
- _____
- _____
- _____
- _____
- _____

 Tip: Keep clean-up quick and easy with Cascade Complete Pacs, which power through 24-hour stuck on food for a brilliant clean.

2 Days Before

Fresh items

- _____
- _____
- _____
- _____
- _____
- _____
- _____
- _____
- _____
- _____

 Tip: As you cook, toss scraps into a trash bag you can trust, like Glad® OdorShield® with Febreze® Freshness.

